

Punta  
Pure  
Pure Curve  
Vino



**Table \**

Having a lavish dinner, doing a puzzle or enjoying a nice catch-up conversation? These tables are perfect for all these uses. And with a height of 76 cm, they are also wheelchair accessible. Strong and sturdy tables with a wide choice of tabletop dimensions and various types of legs, allowing the table to fit in easily with every interior design and harmonise with other furniture. Configure the table yourself by choosing from one of four table legs: Punta, Pure, Pure Curve, and Vino. Tabletops available in various sizes.

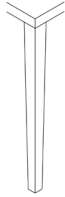
**What makes the table Punta, Pure, Pure Curve or Vino so unique? \**

- \\ Wheelchair accessible (minimum 72 cm floor clearance)
- \\ Legs can optionally be fitted with adjustable feet
- \\ Strong and sturdy for intensive use
- \\ Very easy to maintain; board fully sealed for additional hygiene
- \\ Easy on-site assembly to reduce transport volume
- \\ Optional castors on two legs with Pure and Pure Curve table legs

Subject to change without notice, latest update 2023-06, all images shown are for illustration purposes only

# TAFELPOOT

## PUNTA

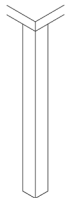


Tapered table leg with decreasing cross-section from top to bottom. At the top the cross-section is 55x55 mm, and at the bottom 35x35 mm.

The Punta leg has square corners, slightly rounded with a radius of 2 mm.

Leg made of solid beech, stained (according to colour scheme) and varnished. Fitted with a floor glide (white nylon) as standard, or optionally with an adjustable foot.

## PURE



Simple, elegant and modern table leg with 63x63 mm cross-section.

The Pure leg has square corners, slightly rounded with a radius of 2 mm.

Leg made of solid beech, stained (according to colour scheme) and varnished. Fitted with a floor glide (white nylon) as standard, or optionally with an adjustable foot.

## PURE CURVE

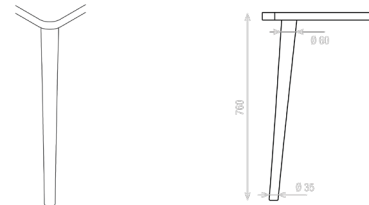


Simple, elegant and modern table leg with 63x63 mm cross-section.

The Pure Curve leg has three square corners, slightly rounded with a radius of 2 mm, and one rounded corner on the outside of the table with a radius of 40 mm.

Leg made of solid beech, stained (according to colour scheme) and varnished. Fitted with a floor glide (white nylon) as standard, or optionally with an adjustable foot.

## VINO



Conical table leg with decreasing cross-section from top to bottom. At the top the diameter is 60 mm, and at the bottom 35 mm.

The legs form a 97° angle with the tabletop and point outwards in the direction of the respective corner of the tabletop.

Leg made of solid beech, stained (according to colour scheme) and varnished. Fitted with a floor glide (white nylon) as standard, or optionally with an adjustable foot.

# TABLETOP

## TABLETOP WITH LENGTH UP TO 200 CM

**Tabletop type** Chipboard

**Tabletop thickness** 30 mm

**Dimensions** Standard width 90 cm with rectangular tabletop; maximum diameter 120 cm with round tabletop; various dimensions available; custom dimensions possible upon request.

**Tabletop structure** HPL top surface. Chipboard core with white cover layer underneath. Matching edging in rounded ABS.

**Corners** The Pure and Punta legs have four square corners with 2 mm radius. The Pure Curve leg has four rounded corners with 42 mm radius. The Vino leg has four rounded corners with 50 mm radius. Round tabletop with 120 cm diameter available in combination with Vino leg.

## TABLETOP WITH LENGTH FROM 201 CM

**Tabletop type** MDF

**Tabletop thickness** 40 mm

**Dimensions** Standard width 90 cm, various dimensions available; custom dimensions possible upon request.

**Tabletop structure** HPL top surface. Blok board core made of MDF and spruce with white cover layer underneath. Matching edging in rounded ABS.

**Corners** The Pure and Punta legs have four square corners with 2 mm radius. The Pure Curve leg has four rounded corners with 42 mm radius. The Vino leg has four rounded corners with 50 mm radius.

Subject to change without notice, latest update 2023-06, all images shown are for illustration purposes only

# TABLE CONSTRUCTION

The four legs are attached to each corner by a gusset plate (epoxy-coated metal plate). The Punta, Pure and Pure Curve legs are fixed to the tabletop by screws. The legs are located just inside the edging strip to create maximum clearance between the legs.

On tables with a length of 180 cm or more, two horizontal metal reinforcement laths are fitted on the bottom of the table. On tables with a length of 250 cm or more, an additional fifth leg is fitted under the tabletop (also with a gusset plate).

## TABLETOP WITH LENGTH UP TO 200 CM


### Punta




### Pure



### Pure Curve



### Vino



## TABLETOP WITH LENGTH FROM 201 CM

### Punta




### Pure



### Pure Curve

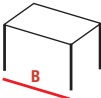
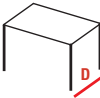







### Vino









Subject to change without notice, latest update 2023-06, all images shown are for illustration purposes only

# DIMENSIONS

TYPE							
<b>Punta Pure Pure Curve Vino</b>	80	80	76	73	18-22	yes	★ ★ ★
	90	90	76	73	22-26	yes	★ ★ ★
	120	45	76	73	16-20	yes	★ ★ ★
	160	90	76	73	34-38	yes	★ ★ ★
	180*	90	76	72	45-49	yes	★ ★ ★
	200*	90	76	72	48-52	yes	★ ★ ★
	220*	90	76	72	55-59	yes	★ ★ ★
	250**	90	76	72	55-60	yes	★ ★ ★
	300**	90	76	72	65-70	yes	★ ★ ★

★ = domestic use / ★ ★ = project-based use / ★ ★ ★ = intensive project-based use  
 Standard dimensions; custom dimensions possible upon request  
 \* Standard with two metal reinforcement laths  
 \*\* Standard with a fifth leg in the middle of the tabletop

						
<b>Vino round tabletop</b>	Ø120	76	73	28	yes	★ ★ ★

★ = domestic use / ★ ★ = project-based use / ★ ★ ★ = intensive project-based use  
 Standard dimensions; custom dimensions possible upon request

Subject to change without notice, latest update 2023-06, all images shown are for illustration purposes only