

# Taurus



## Armchair \

This armchair is immensely popular with the younger users because of its dynamic appearance and eye-catching design. The Taurus goes well anywhere, but is mostly used in mental health care settings.

Available as 1-seater, 2-seater and 3-seater in an active and passive version.

## What makes the Taurus armchair so unique? \

- \ \ Removable seat
- \ \ Detachable neck cushion
- \ \ Steel frame
- \ \ Demountable side panels



Taurus active version,  
removable seat

Subject to changes, most recently updated on 2022-05, all images are for illustration purposes only

## TECHNICAL FEATURES

**Frame** The frame consists of two (invisible) steel strip frames, 50x25x1.5 mm, epoxy-coated. The two strip frames are attached to the side panels with bolts. The steel strip frames form the supports for the removable seat.

**Seat** Upholstered. With removable seat as standard. Seat consists of a wooden carcass in 18 mm plywood and spruce. Padding ± 13 cm thick, HR foam, 40 kg/m³. Slope of the Taurus seat: 9°. Slope of the Taurus Active seat: 2°.

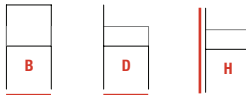




**Back** The back consists of a wooden carcass in plywood and MDF. With 23 kg/m³ padding and fully upholstered. Supplied with an upholstered loose back cushion with removable cover.

**Side panels** Upholstered. Side panel consists of a wooden carcass in plywood and spruce. Side panel fully padded and upholstered. Armrest can be provided with a solid beech overlay, stained.

**Legs** Two solid beech legs at the front (rectangular with one slanting side), stained in a choice of colours and provided with floor glides in white PE. Taurus 9°: two adjustable feet at the rear, in black PE. Taurus Active 2°: two solid beech legs at the rear (rectangular with one slanting side), stained in a choice of colours and provided with floor glides in white PE.

**Accessories** Matching cushions in various sizes.

## DIMENSIONS

TYPE											
	B	D	H	60°	48°	44°	49°	70°			
Taurus 1-seater	76	86	82	60	48	44	49	70	33	yes	★ ★ ★
Taurus 2-seater	136	86	82	120	48	44	49	70	54	yes	★ ★ ★
Taurus 3-seater	196	86	82	180	48	44	49	70	67	yes	★ ★ ★

★ = domestic use / ★ ★ = project-based use / ★ ★ ★ = intensive project-based use

Subject to changes, most recently updated on 2022-05, all images are for illustration purposes only